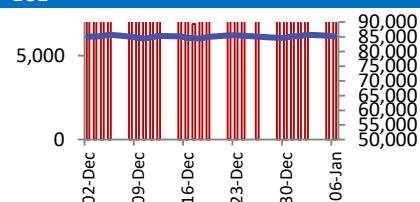
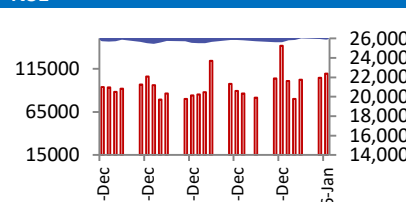


BSE



Open	84778
High	84965
Low	84110
Close	84181
Change	-780
Volume (Lacs)	10162
Turnover (Rs.inCr)	8673

NSE



Open	26107
High	26133
Low	25858
Close	25877
Change	-264
Volume(Lacs)	48825
Turnover(Rs.in Cr)	108954

World Markets	Current	Previous	Pt. Chg	Var(%)
Dow	49266	48996	270	0.55%
Dow Futures	49497	49493	4	0.01%
Nasdaq	23480	23584	(104)	-0.44%
FTSE	10045	10048	(4)	-0.04%
Nikkei	51693	51117	575	1.13%
Hang Seng	26231	26149	82	0.31%
Gift Nifty	26004	25970	34	0.13%
Straits Singapore	4738	4739	(1)	-0.02%
South Korea	4573	4552	21	0.46%
Taiwan	30328	30361	(33)	-0.11%
Shanghai	4116	4083	33	0.80%

Commodity Prices	Current	Previous	Pt. Chg	Var(%)
Copper (\$/MT)	12721	12900	(179)	-1.4%
Alumin (\$/MT)	3091	3089	3	0.1%
Zinc (\$/MT)	3135	3168	(33)	-1.0%
Brent Crude (\$/bbl)	62	62	0	0.7%
Gold (\$/Ounce)	4467	4478	(11)	-0.2%
Silver (\$/Ounce)	77	77	(0)	-0.3%
Light Crude (\$/bbl)	58	58	0	0.6%
N G (\$/mmbtu)	3	3	0	0.2%
Sugar (\$/MT)	428	428	0	0.0%
Rubber (Rs./kg)	187	187	0	0.0%
Baltic Dry Index	1718	1776	(58)	-3.3%

Currency Exchange Rate	Current	Previous	Var(%)
Rs./ \$ rate	90.03	89.89	0.16%
Rs./ Euro	105.12	105.02	0.09%
Rs./Chinese Yuan	12.90	12.89	0.05%
Yen / \$ rate	157.21	156.87	0.22%
\$ US/Euro	1.17	1.17	-0.05%

Dollar Index	Current	Previous	Var(%)
Dollar Index	98.96	98.93	0.03%

Support/ Resistance Levels for Today		
	Nifty	Bank Nifty Fut
Support 1	25900	59670
Support 2	25800	59460
Resistance	26140	60170

Securities in Ban For Trade	
SAIL	SAMMAANCAP

Market Review

US: US stocks closed mixed as investors rotated out of tech as they took in fresh labor market data and grappled with President Trump's salvos on defense and Venezuela.

Asia: Asian stocks drifted lower and the dollar stood tall on Friday ahead of a crucial jobs report, while investors girded for a Supreme Court ruling on the legality of President Donald Trump's sweeping global tariff that jolted markets last year.

India: Indian equities ended lower for the fourth consecutive session on Thursday. The Nifty ended 263.90 points or 1% lower at 25,876.85, Sensex ended 780.18 points or 0.92% down at 84,180.96. **Market is expected to open on a flattish note and likely to witness range bound move during the day.**

Global economy: China's consumer inflation accelerated in December to the fastest pace in nearly three years as spending picked up ahead of the New Year holiday, while factory-gate deflation remained entrenched, signaling that underlying demand stayed weak. Consumer prices rose 0.8% from a year earlier, their highest level since February 2023.

U.S. wholesale inventories increased again in October, suggesting inventories could add to gross domestic product in the fourth quarter after being a drag for two straight quarters. Stocks at wholesalers rose 0.2% after increasing 0.5% in September. The report was delayed by the 43-day shutdown of the government. Inventories, a key part of gross domestic product, increased 1.7% on a year-over-year basis in October.

The US trade deficit made a sharp and unexpected pullback in October, reaching its lowest level since 2009 as goods imports dropped while President Donald Trump's tariffs took hold, government data showed Thursday. The overall trade gap plunged 39 percent to \$29.4 billion in October.

Commodities: Oil prices are climbing for a second day. This surge is driven by uncertainty over Venezuela's oil supply and growing concerns about output from Iran due to civil unrest. Major oil companies are vying for U.S. government deals to export Venezuelan crude.

Gold prices dipped due to commodity index readjustments and a stronger dollar, with investors awaiting U.S. non-farm payrolls data. The dollar advanced as traders braced for jobs figures and a Supreme Court decision.

Currency: The US dollar strengthened as traders awaited crucial US jobs data and a Supreme Court ruling on President Trump's tariff powers.

FII Derivative Transactions (Rs. Cr)

Contracts	Purchase		Sell		Net	Open Interest (OI)		OI (Previous day)		Change	
	Contract	Value	Contract	Value	Value	Contract	Value	Contract	Value	Contract	Value
Index Future	17452	2985	48527	8270	(5285)	202583	34363	170846	29317	31737	5046
Index Option	7668669	1302742	7738216	1313931	(11189)	2434633	411620	1936491	331003	498142	80617
Stock Future	335000	23468	390888	26738	(3270)	6125777	416094	6096717	420900	29060	(4806)
Stock Option	475741	34070	467894	33375	695	519962	35540	462117	32037	57845	3503
Total	8496862	1363265	8645525	1382314	(19049)	9282955	897617	8666171	813257	616784	84360

FII All Activity-BBG (Rs Cr)		Buy	Sell	Net
1-Jan-26		1332	4372	(3040)
2-Jan-26		8304	7657	647
5-Jan-26		12335	11598	737
6-Jan-26		15512	15529	(16)
7-Jan-26		15080	16919	(1839)
Month to date- Jan		52564	56075	(3511)
FII (Prov.) (Rs Cr)		Buy	Sell	Net
2-Jan-26		7850	7561	290
5-Jan-26		11277	11314	(36)
6-Jan-26		15061	15169	(108)
7-Jan-26		14664	16191	(1528)
8-Jan-26		11090	14457	(3367)
Month to date-Jan		61011	69028	(8018)
DII (Prov.) (Rs. Cr)		Buy	Sell	Net
2-Jan-26		15350	14672	677
5-Jan-26		15566	13802	1764
6-Jan-26		17240	15491	1749
7-Jan-26		18365	15475	2889
8-Jan-26		18707	15006	3701
Month to date-Jan		98273	85966	12307
FII Debt - BBG (Rs. Cr)		Buy	Sell	Net
1-Jan-26		173	325	(152)
2-Jan-26		2756	525	2231
5-Jan-26		2852	3535	(683)
6-Jan-26		2123	3036	(913)
7-Jan-26		5106	3047	2059
Month to date- Jan		13009	10467	2542

Market Breadth	BSE		NSE	
	No.	%	No.	%
Advance	1039	24%	639	19%
Decline	3158	72%	2685	79%
Unchanged	176	4%	78	2%

Market Turnover	08-Jan	07-Jan	Var (%)
BSE Cash	8673	8031	8%
NSE Cash	108954	106463	2%
NSE Futures	131536	108851	21%
NSE Options	14751888	12417525	19%
Total (Rs.Cr)	15001052	12640871	19%

Volatility Index	08-Jan	07-Jan
Volatility Index	10.60	9.95

Index PE - TTM	08-Jan	Yr. High	Yr. Low
Sensex	23.2	24.1	20.3
Nifty	22.5	23.0	19.6

Corporate News

Global metal forging company Bharat Forge Ltd said the company and Germany-based Agile Robots SE have signed a MoU to explore a strategic collaboration in the field of AI-driven robotics and intelligent industrial automation. (CNBC)

Bajaj Group completed the acquisition of a 23% stake in its insurance joint ventures from Allianz SE for Rs 21,390 crore, marking the largest transaction in India's insurance sector and bringing the group closer to full ownership of Bajaj General Insurance and Bajaj Life Insurance. (TOI)

Prestige Estates Projects Ltd has signed an agreement to purchase a 16.381-acre land parcel in Padi, Chennai, through Canopy Living LLP, a joint venture between Prestige Estates Projects Ltd and Arihant Foundations & Housing Ltd. (CNBC)

Sagar Cements Ltd announced plans to divest an 8.14% stake in its arm Andhra Cements through an offer for sale (OFS), aimed at complying with minimum public shareholding requirements. (CNBC)

Economy

The Capex for the month of December alone increased by 9.28% to Rs 70,000 crore, with many enterprises exceeding their annual budget target. The growth was led by the Railway board and National Highway Authority of India(NHAI) as they remained the highest spenders. (ET)

Auri Grow India has launched CarbonKrishi, an AI-enabled platform designed to onboard one lakh farmers and generate an estimated Rs 16-50 crore in annual carbon credits. The platform utilizes AI, satellite imagery, and crop data to assess farm-level carbon impact. (ET)

International

Johnson & Johnson has reached an agreement with U.S. President Donald Trump's administration to cut drug prices for Americans in exchange for exemptions from U.S. tariffs. The Trump administration in December reached agreements with nine other major pharmaceutical companies to cut the prices of their medicines for the government's Medicaid program and for cash-paying consumers, aiming to bring U.S. drug costs in line with those in other wealthy countries. (Inv)

BlueScope Steel's largest investor, AustralianSuper, a \$9 billion takeover offer from SGH and U.S.-based Steel Dynamics undervalued the steelmaker and that it supported the firm's decision to reject the offer. The pension fund holds 13.52% of BlueScope, after announcing on Thursday its stake had increased from 12.5%. (Inv)

Top 5 Nifty Gainers	08-Jan	07-Jan	Var(%)
ETERNAL	284	281	0.9%
SBILIFE	2083	2071	0.6%
ICICIBANK	1435	1428	0.5%
BAJFINANCE	972	969	0.3%
-	-	-	-
Top 5 Nifty Losers	08-Jan	07-Jan	Var(%)
HINDALCO	904	938	-3.7%
JIOFIN	294	304	-3.3%
ONGC	231	239	-3.2%
WIPRO	262	271	-3.2%
LT	4028	4157	-3.1%

BSE Index Watch	Last	1 day	1 wk	1 mth	1 yr
SENSEX	84181	-0.9%	-1.2%	-0.6%	8.5%
MIDCAP	46725	-2.0%	-0.8%	1.4%	3.4%
SMLCAP	50794	-2.0%	-1.4%	0.4%	-6.0%
AUTO	63061	-0.9%	-0.1%	3.4%	19.7%
BANKEX	67009	-0.7%	0.1%	1.0%	19.2%
Capital Goods	66268	-2.3%	-1.5%	-0.4%	1.4%
FMCG	19399	-1.1%	-1.7%	-3.0%	-7.4%
Health Care	44139	-1.4%	0.9%	1.0%	-1.4%
IT	36783	-1.9%	-0.4%	-0.2%	-14.4%
METAL	36724	-3.3%	-1.1%	9.7%	31.0%
Oil & Gas	27123	-3.2%	-5.4%	-1.9%	3.6%
Power	6475	-2.9%	-1.6%	0.8%	-2.2%
Realty	6962	-1.5%	1.4%	3.0%	-10.7%

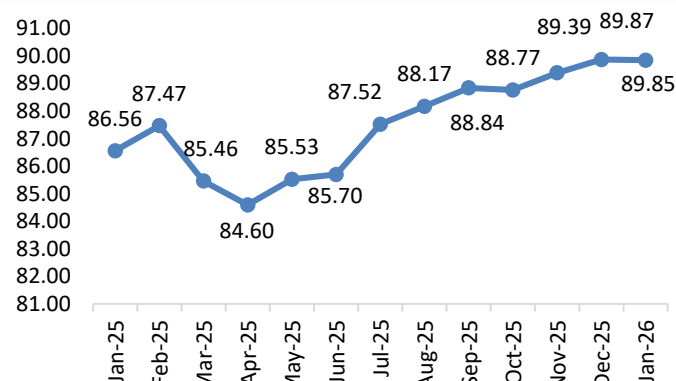
Margin Trading Disclosure (Rs. In Cr)	Last	1 day	1 wk	1 mth	3 mth
Op. Scripwise Outstanding	114995	1%	1%	2%	6%
Fresh Exposure	4177	-11%	19%	27%	34%
Exposure liquidated	3722	-3%	-3%	9%	12%
Closing Net scripwise outstanding	115450	0%	1%	3%	7%

NSE USD Futures	08-Jan	07-Jan	Var (%)
Jan Expiry (Rs./\$)	88.24	88.24	0.0%
Feb Expiry (Rs./\$)	89.05	89.05	0.0%
Total Turnover (Rs. Crore)	2113	1960	8%

Sectors	TTM PE
Auto	33.64
Auto Ancillary	44.63
Banking	15.27
Engineering	38.25
Cement	65.6
Diamonds & Jewellery	43.53
Housing Finance	23.88
Infrastructure & Const	28.08
Metals-Aluminium	28.22
Metal – Steel	18.74
Oil Expl.	10.48
Pharma	11.18
Power – Gen. Supp.	39.74
Information Tech.	30.67
Sugar	17.37
Telecom Serv. Prov.	39.64
Tyres	35.24

Lead (LME Spot Price - \$/ton)

Source: NBRR



10 year G-Sec Yield	Current	Previous	Change
US	4.17%	4.17%	1 bps
Japan	2.10%	2.08%	2 bps
India	6.63%	6.61%	2 bps
UK	4.40%	4.42%	(1) bps
Libor 3 Mths	4.85%	4.85%	(0) bps

Indian Eco Data	Current	Previous	Var(%)
Forex Reserve (US\$ in bn)	602	697	-13.6%
Inflation - WPI	-0.32%	-1.21%	89 bps
Inflation - CPI	0.71%	0.25%	46 bps

India GDP	Q3FY25	Q2FY25	Var (%)
Growth	8.23%	7.81%	42 bps

Monetary Policy	Current	Previous	Change
Repo Rate	5.25%	5.50%	(25) bps
Reverse Repo Rate	3.35%	3.35%	0 bps
CRR	3.00%	3.75%	(75) bps
O/S Banking System Liquidity (Rs bn)	54	1063	(1009.6)

IIP Growth %	Nov-25	Nov-24	Apr-Nov
IIP	6.7	5.0	4.0
Capital Goods	10.4	8.9	5.6
Mining	8.0	5.5	4.9
Manufacturing	-1.5	4.4	-0.3
Electricity	5.4	1.9	2.5

ADR Price Movement

Company	Price (US\$)	Volume	Previous Day Price	Volume	Variance (%)	No. of Share Per ADR	ADR Price (Rs.)	BSE Price	Variance (%)
Infosys Tech	18.04	7461606	18.23	8959955	-1.04%	1	1624.10	1613.30	0.7%
Wipro	2.91	5453191	2.93	2458069	-0.68%	1	261.98	262.20	-0.1%
Dr.Reddy's	13.35	2024864	13.68	1142658	-2.41%	1	1201.87	1206.90	-0.4%
ICICI Bank	31.32	10139974	31.38	6740921	-0.19%	2	1409.83	1435.00	-1.8%
HDFC Bank	33.39	15963346	33.20	13949347	0.57%	3	1002.01	946.70	5.8%

GDR's (US\$)

	Prices	Prev. Close	Change	Var %
L&T	44.55	45.55	(1.0)	-2.2%
RIL	65.10	67.20	(2.1)	-3.1%
SBI	111.00	111.60	(0.6)	-0.5%

US Economy Data	Current	Previous
Inflation (%) (YoY)	2.70%	3.00%
Unemployment (%)	4.60%	4.40%

Interest Rate (%)	Current	Previous
Fed Rate	3.75%	4.00%

US GDP	Q2CY25	Q1CY25
Growth (QoQ Annualized)	4.30%	3.80%

China Economy Data	Current	Previous
GDP	4.80%	5.20%
Inflation – CPI (%)	0.80%	0.70%

Economic Calendar

	Date
Indian GDP Data	27 Feb
Indian Inflation Data CPI	12 Jan
Indian Inflation Data WPI	14 Jan
Indian Monetary Policy	27 Feb
India's Industrial Production (IIP)	28 Jan
US Inflation Data	13 Jan
US GDP	22 Jan
US Unemployment Data	09 Jan
US Fed Rate	29 Jan
China GDP	19 Jan
China Inflation Data	To be Announced

Event Update

Name	Date	Purpose
Antariksh Industries Ltd.	09-01-26	Bonus issue
SKM Egg Products Export (India) Ltd.	12-01-26	Stock Split from Rs.10/- to Rs. 5/-
Kotak Mahindra Bank Ltd.	14-01-26	Stock Split from Rs.5/- to Re.1/-
Ajmera Realty & Infra India Ltd.	15-01-26	Stock Split from Rs.10/- to Rs.2/-
Jaro Institute of Technology Management and Research Ltd.	16-01-26	Interim Dividend
TAAL Tech Ltd.	16-01-26	Interim Dividend

Bulk Deal As On 08/01/26

BSE					
Security Code	Security Name	Client Name	Deal	Quantity	Price
544669	ADMACH	MYRAA VARUN RAHEJA	B	102000	220.99
537069	ARNOLD	LAKSHMISHREE INVESTMENT & SECURITIES PRIVATE LIMITED	B	285000	12.75
537069	ARNOLD	SHREENATH FOILS PRIVATE LTD	S	354548	12.8
544665	GLOBALLOG	MANSI SHARE AND STOCK BROKING PRIVATE LIMITED	S	1600	119.7
544665	GLOBALLOG	MANSI SHARE AND STOCK BROKING PRIVATE LIMITED	B	73600	119.97
544665	GLOBALLOG	MARWADI SHARES AND FINANCE LIMITED	S	171200	118.16
542850	GOBLIN	NANDINI KALAPALA	S	120000	11.09
542850	GOBLIN	PHANI KISHORE TALLURI	B	118000	11.09
544630	HELLOJI	LONGTHRIVE CAPITAL VCC - TRENDVIEW CAPITAL FUND	S	32400	121.63
544308	HILLTONE	YMS CONSULTANTS LIMITED	B	100000	75
513361	INDIAHOMES	M K BANKA (HUF)	S	8000000	12.98
513361	INDIAHOMES	MANSI SHARE AND STOCK BROKING PRIVATE LIMITED	B	5000000	13.25
513361	INDIAHOMES	PAVAPURI EXPORTS PRIVATE LIMITED	S	5100000	13
513361	INDIAHOMES	SAHASTRAA ADVISORS PRIVATE LIMITED	B	10000000	13
513361	INDIAHOMES	SEEMA JAIN	S	2700000	13
513361	INDIAHOMES	SETU SECURITIES PVT LTD	B	9800000	12.98
513361	INDIAHOMES	THE VIKRAMPUR TEA & INDUSTRY COMPANY LIMITED	S	5920544	13.21
513361	INDIAHOMES	USHA BAID	S	2609784	12.97
514312	JAIHINDS	HARVI DIPESH SHAH	S	35000	49.63
514312	JAIHINDS	PARESH VASANJI KENIYA	B	66341	47.36
539679	KAPILRAJ	AMIT KUMAR GOYAL	S	574835	2.89
543400	OMNIPOTENT	KRISHNA MURARI TEKRIWAL	S	198000	4.78
543400	OMNIPOTENT	SUMANTEKRIWAL	B	198000	4.78
531280	PANKAJPO	ANISHA FINCAP CONSULTANTS LLP	S	44907	54.35
543540	PGCRL	RATHOD MANOJ CHHAGANLAL HUF	S	23400	124
500143	PHCAP	RELITRADE STOCK BROKING PVT LTD	S	19292	496.68
540703	PROCLB	MOHANSINGH UDAY DASANA	S	26790	34.35
512591	PULSRIN	NIRAV DINESHBHAI CHAUDHARI	B	500000	2.23
512591	PULSRIN	TATAD NAYAN GAUTAMBHAI	B	411869	2.23
544629	RAVEL	MUTHUKRISHNAN DHANDAPANI	B	92000	160.13
544428	SEVL	KAMAL ASNANI	B	68400	74.26
543519	SFSL	BHARAT DHANANJAY KURWALIKER	B	24000	105.95
543519	SFSL	HITESH KARNAWAT	S	24000	105.95
538212	SHARPINV	MANI MARKETING & HOLDINGS PRIVATE LIMITED	S	2205337	0.32
543970	SHOORA	BHANSALI VALUE CREATIONS PRIVATE LIMITED	B	24000	53
527005	SHREEPAC	SANJAY PHULCHAND KULAR	S	19000	165.91
544056	SMARITIME	SHRENI SHARES LTD	S	24000	28.35
543464	SPITZE	GREENX WEALTH MULTIHORIZONS OPPORTUNITY FUND	B	125000	208
543464	SPITZE	UNICORN FUND	B	95000	211.02
532378	UNIVARTS	SHARAD KUMAR MAHAWAR	B	70645	4.98
532378	UNIVARTS	UDAY R SHAH HUF	S	81000	4.98
542046	VIVIDM	SALIM MOHAMMED HUSSEIN PUNJANI	S	700000	6.3
538970	WARDINMOBI	SMITA HITENDRA SHAH	S	1526000	6.05
544636	WOSAL	ANCHAL BANSAL	S	62000	19.35
544636	WOSAL	ANCHAL BANSAL	B	50000	18.39

NSE

Security Code	Security Name	Client Name	Deal	Quantity	Price
DHRUV	Dhruv Consultancy Ser Ltd	MUKESH SHARMA	SELL	100000	43.6
DHRUV	Dhruv Consultancy Ser Ltd	MUKESH SHARMA FAMILY TRUST	BUY	100000	43.6
E2ERAIL	E To E Trans Infra Ltd	JAIN SANJAY POPATLAL	BUY	190400	289.54
E2ERAIL	E To E Trans Infra Ltd	MERU INVESTMENT FUND PCC- CELL 1	BUY	96000	267.1
E2ERAIL	E To E Trans Infra Ltd	MULTIPLIER SHARE & STOCK ADVISORS PRIVATE LIMITED	SELL	208800	289.31
EXXARO	Ex xaro Tiles Limited	DEEP DIAMOND INDIA LIMITED	BUY	2500000	7.85
KANDARP	Kandarp Dg Smart Bpo Ltd	ALTIZEN VENTURES LLP	BUY	50000	147.7
KROSS	Kross Limited	NV ALPHA FUND MANAGEMENT LLP	BUY	325000	217.26
MANGALAM	Mangalam Drug & Chem Lt	EPITOME TRADING AND INVESTMENTS	BUY	100000	36.84
PATELENG	Patel Engineering Limited	NEOMILE CORPORATE ADVISORY LIMITED	SELL	10077058	28.2
SANGANI	Sangani Hospitals Limited	ASIT SURENDRA DATTANI THAKKAR	SELL	79500	51.35
SANGANI	Sangani Hospitals Limited	DHANESHA ADVISORY LLP	BUY	79500	51.35
SBC	SBC Exports Limited	FYLFOT SECURITIES PRIVATE LIMITED	BUY	2825000	28.96

Disclosure:

Research Reports that are published by Nirmal Bang Securities Private Limited (hereinafter referred to as "NBSPL") are for private circulation only. NBSPL is a registered Research Analyst under SEBI (Research Analyst) Regulations, 2014 having Registration no. INH000001766. NBSPL is also a registered Stock Broker with National Stock Exchange of India Limited, BSE Limited, Metropolitan Stock Exchange of India Limited, Multi Commodity Exchange of India Limited and , National Commodity and Derivative Exchange Limited in Capital Market , Equity and Commodities derivatives segments and Currency Derivatives Segment .

NBSPL has other business divisions with independent research teams separated by Chinese walls, and therefore may, at times, have different or contrary views on stocks and markets.

NBSPL or its associates have not been debarred / suspended by SEBI or any other regulatory authority for accessing / dealing in securities Market since last 20 years. NBSPL, its associates or analyst or his relatives do not hold any financial interest (Except Investment) in the subject company. NBSPL or its associates or Analyst do not have any conflict or material conflict of interest at the time of publication of the research report with the subject company. NBSPL or its associates or Analyst or his relatives may or may not hold beneficial ownership of 1% or more in the subject company at the end of the month immediately preceding the date of publication of this research report.

NBSPL or its associates / analyst has not received any compensation / managed or co-managed public offering of securities of the company covered by Analyst during the past twelve months. NBSPL or its associates have not received any compensation or other benefits from the company covered by Analyst or third party in connection with the research report. Analyst has not served as an officer, director or employee of Subject Company. NBSPL / analyst has not been engaged in market making activity of the subject company.

Analyst Certification: The research analysts and authors of these reports, hereby certify that the views expressed in this research report accurately reflects my/our personal views about the subject securities, issuers, products, sectors or industries. It is also certified that no part of the compensation of the analyst(s) was, is, or will be directly or indirectly related to the inclusion of specific recommendations or views in this research. The analyst(s) principally responsible for the preparation of this research report and has taken reasonable care to achieve and maintain independence and objectivity in making any recommendations.

Disclaimer:

The Research Report is for the personal information of the authorized recipient and does not construe to be any investment, legal or taxation advice. NBSPL is not soliciting any action based upon it. Nothing in the research report shall be construed as a solicitation to buy or sell any security or product, or to engage in or refrain from engaging in any such transaction. In preparing the research report, we did not take into account the investment objectives, financial situation and particular needs of the reader.

The research report has been prepared for the general use of the clients of NBSPL and must not be copied, either in whole or in part, or distributed or redistributed to any other person in any form. If you are not the intended recipient you must not use or disclose the information in the research report in any way. Though disseminated to all the customers simultaneously, not all customers may receive the research report at the same time. NBSPL will not treat recipients as customers by virtue of their receiving the research report. The research report is not directed or intended for distribution to or use by any person or entity resident in a state, country or any jurisdiction, where such distribution, publication, availability or use would be contrary to law, regulation or which would subject NBSPL & its group companies to registration or licensing requirements within such jurisdictions.

The report is based on the information obtained from sources believed to be reliable, but we do not make any representation or warranty that it is accurate, complete or up-to-date and it should not be relied upon as such. We accept no obligation to correct or update the information or opinions in it. NBSPL or any of its affiliates or employees shall not be in any way responsible for any loss or damage that may arise to any person from any inadvertent error in the information contained in the research report. NBSPL or any of its affiliates or employees do not provide, at any time, any express or implied warranty of any kind, regarding any matter pertaining to this report, including without limitation the implied warranties of merchantability, fitness for a particular purpose, and non-infringement. The recipients of the research report should rely on their own investigations.

This information is subject to change without any prior notice. NBSPL reserves its absolute discretion and right to make or refrain from making modifications and alterations to this statement from time to time. Nevertheless, NBSPL is committed to providing independent and transparent recommendations to its clients, and would be happy to provide information in response to specific client queries.

Before making an investment decision on the basis of research report, the reader needs to consider, with or without the assistance of an adviser, whether the advice is appropriate in light of their particular investment needs, objectives and financial circumstances. There are risks involved in securities trading. The price of securities can and does fluctuate, and an individual security may even become valueless. International investors are reminded of the additional risks inherent in international investments, such as currency fluctuations and international stock market or economic conditions, which may adversely affect the value of the investment. Opinions expressed are subject to change without any notice. Neither the company nor the director or the employees of NBSPL accept any liability whatsoever for any direct, indirect, consequential or other loss arising from any use of the research report and/or further communication in relation to the research report. Here it may be noted that neither NBSPL, nor its directors, employees, agents or representatives shall be liable for any damages whether direct or indirect, incidental, special or consequential including lost revenue or lost profit that may arise from or in connection with the use of the information contained in the research report.

Copyright of this document vests exclusively with NBSPL.

Our reports are also available on our website

Registration granted by SEBI and certification from NISM in no way guarantee performance of NBSPL or provide any assurance of returns to investors.

Nirmal Bang Research (Division of Nirmal Bang Securities Pvt. Ltd.)

B-2, 301/302, Marathon Innova,
Opp. Peninsula Corporate Park
Off. Ganpatrao Kadam Marg
Lower Parel(W), Mumbai-400013
Board No. : 91 22 6723 8000/8001
Fax. : 022 6723 8010